

PLATO: Edmentum Learning Environment

Link: <https://login.edmentum.com/>



Account Login

SISD1

User Name

Password

[Forgot your password?](#)

[Log in to your Edmentum Account](#)

[Self-Enrollment](#)

[Contact](#)

[Help](#)

[Privacy Policy](#) | [California Privacy Rights](#)

Account Login:
SISD1

Username/Password:
Please contact your
counselor for your
login credentials

DASHBOARD

The screenshot shows a student dashboard for 'SHS STUDENT' on Thursday, March 26, 2020. The top navigation bar includes icons for Home, All My Work, Messages, Notes, Collaboration, and Sign Out. The main content area is divided into 'Active Assignments' and 'Alerts'. Under 'Active Assignments', there is a card for 'PLATO Course Texas English IV, Semester A v2.0 ENGLISH IV A'. Below this card is a text prompt 'To begin, select an activity from All Activities' and a 'Select New Activity' button with a plus icon. At the bottom of the card, there is an 'All Activities' link, a progress bar showing 'Completion: 0/30 (0%)', and a warning icon with the text 'Off Pace Due: 05/27/20'. The 'Alerts' section on the right contains a message: 'You currently have no alerts.' Two red arrows point from the right side of the image to the course title and the 'Select New Activity' button.

SHS STUDENT
Thursday, March 26, 2020

Home All My Work Messages Notes Collaboration Sign Out

Active Assignments Alerts

NEW PLATO Course Texas English IV, Semester A v2.0
ENGLISH IV A

To begin, select an activity from All Activities

Select New Activity +

All Activities Completion: 0/30 (0%) Off Pace Due: 05/27/20

You currently have no alerts.

Verify your
coursework

Select New Activity
to Begin Course

COURSEWORK

The screenshot shows a student dashboard for 'PLATO Course Texas English IV, Semester A v2.0'. At the top, it identifies the user as 'SHS STUDENT' on 'Thursday, March 26, 2020'. Navigation icons include Home, All My Work, Messages, Notes, Collaboration, and Sign Out. A 'Back to Home' link and a 'View Progress Report' button are also present. The dashboard displays the student's 'PACING STATUS' as 'Off Pace', 'ACTIVITIES COMPLETE' as '0/30 (0%)', and a 'DUE DATE' of '5/27/2020'. Below this, there are tabs for 'View Instructions' and a filter menu with options: 'All Work', 'In Progress', 'Completed or Mastered', 'Completed Not Mastered', 'Not Started', 'Discussions', and 'Notes'. The main content area features two cards: 'Student Orientation' and 'Syllabus: Texas English IVA'. Below these are three expandable unit sections: 'Unit 1: The Anglo Saxon and Medieval Periods', 'Unit 2: The English Renaissance', and 'Unit 3: Neoclassicism'. At the bottom, there is a card for the 'End of Semester Test: Texas English IVA'.

Quick User Guide










Course Overview

Course Units: *Must all be completed*

Semester Exam: *Taken after completing all Units*

COURSE UNITS

Unit 1: The Anglo Saxon and Medieval Periods

Pretest: The Anglo Saxon and Medieval Periods 	Discussion: The Anglo Saxon and Medieval Periods 	The History of the English Language  0 of 2	Beowulf  0 of 2
Sir Gawain and the Green Knight  0 of 2	Chaucer and The Canterbury Tales  0 of 2	The Development of Theater  0 of 2	Unit Activity: The Anglo Saxon and Medieval Periods 
Post Test: The Anglo Saxon and Medieval Periods 			

REQUIRED: For each unit, students must complete the following:

- **Pretest**
- **Unit Activity/Quizzes**
- **Post Test**

◆ Each Unit will have readings/lessons to help you pass your Post Test